

GENTE DE POMONA EQUITY REPORT 2019



**GENTE
ORGANIZADA**



Message from the Gente Organizada Board



Unearthing Truths and Provoking Movement

November 28, 2019

This report – with a special focus on youth and low-income and immigrant families – was created to both shed light on the inequities faced by Pomona's disadvantaged communities and inform, agitate, and inspire community members to act. Due to systemic oppression, marginalized people in Pomona are often ignored and/or tokenized by the very systems that claim to empower them. Yet, these systems never define how these communities can actually wield their “power”.

The purpose of this report is to motivate more leaders to challenge the fact that 59% of our youth are not reading at grade level. To challenge the fact that our city budget only allocates \$175,403 to youth. And to challenge the fact that our local mental health agency does not currently have a program designed to address migrant-related trauma that is currently paralyzing our community. While this report highlights many statistics, our collective experience is more powerful than the data alone. We are agents of change and organizers who inform these data points with our lived experiences; these narratives can be used to challenge the status quo.

We wish to acknowledge that this report does not fully capture or encompass the current state of our community. However, it does reflect the limited amount of information and data that is available to the public. This report is only a snapshot of our community and should be a conversation starter regarding our collective vision. This report is a living document that will be updated, expanded, and adapted to best fit the needs and interests of the local Pomona community. We consider the creation of this document to be the first of many steps towards an equitable Pomona.

Lastly, we would like to thank the students, parents, activists, and volunteers for their time, energy, and labor that contributed to the creation of this important document. And we proudly credit parent organizers from our social action group, Padres Unidos de Pomona, for their visionary leadership that directed the creation of the Gente de Pomona Equity Report.

In solidarity,

The Gente Board of Directors

Equity Report Table of Contents



4 - 51 The State of Education

- 5 Intro to Pomona Unified School District (PUSD) Reports
- 6 PUSD Demographics Defined
- 7 PUSD School Finances Calculations
- 8 PUSD Report
- 9 Elementary School Reports
- 37 Middle School Reports
- 42 High School Reports




52 - 57 The City of Pomona

- 53 Mayor City Budget Comparison
- 54 The Pomona Housing Crises
- 55 Dismantling The Pomona Police State
- 56 Justice for Christian Aguilar
- 57 LGBTQ+ In Our Lives



58 - 61 Addressing Mental Health

- 59 Healthy Young People Evolving
- 60 Tri-City Mental Health Programs
- 61 Mental Health Service Act (MHSA) Funding



**Pg. 62 Gente Organizada Social Action Groups
JOIN THE CALL TO ACTION!!!**

THE STATE OF EDUCATION



Introduction to the PUSD School Reports

The following PUSD school reports were created so that the community of Pomona could gain a better understanding of how individual schools are performing in English Language Arts and Math compared to the state average. The data presented reflects the percentage (%) of students that passed the Smarter Balanced assessment in the Spring of 2019 as part of the California Assessment of Student Performance and Progress (CAASPP).



2018-19 CA English Average: 49.8% passed
2018-19 CA Math Average: 38.7% passed

In addition, we assessed English Learner Reclassification rates compared to the district and state average. Reclassification is the process whereby a student is reclassified from an English Learner (EL) to Fluent English Proficient (RFEP) by passing the English Language Proficiency Assessments for California (ELPAC).



2018-19 ELPAC District Average: 16.1% passed
2018-19 ELPAC State Average: 13.8% passed

2018-19 school year demographics provided: School's Grades, Number of Students Enrolled, # of Low-Income, Foster Youth, Homeless, and English Learner Students

Obtained from:
<https://www.caschooldashboard.org/>

English and Math data obtained from:
<http://caaspp.edsource.org/>

ELPAC data obtained from:
<https://dq.cde.ca.gov/dataquest/>

Understanding the PUSD School Reports

DEMOGRAPHICS DEFINED

Low-Income Families

Families and children are defined as low income if the family income is less than twice the federal poverty threshold. The federal poverty threshold for a family of four is \$25,750 in 2019.

Homeless/Foster Youth

Children who have been declared to be dependents of the court due to the presence or risk of abuse or neglect regardless of where they live; children in the state's care because they violated a state or federal law while under the age of 18 and for whom there is a foster care placement order; and youth aged 18-21 who are enrolled in high school, are non-minor dependents of child welfare, probation or a tribal organization, and are living in transitional housing.

English Learner (EL) Students

EL students are those students who report a primary language other than English on the state-approved Home Language Survey and who have been determined to lack the clearly defined English language skills of listening comprehension, speaking, reading, and writing necessary to succeed in the school's regular instructional programs.



Understanding the PUSD School Reports

SCHOOL FINANCES

On July 1, 2013, Governor Jerry Brown signed into law the **Local Control Funding Formula (LCFF)**, replacing a then 40 year-old financial system for California schools. The new funding formula, in theory, was meant to be California's "bottom-up" approach to accountability and school finances by shifting control of most education dollars from the state to local school districts and communities.

The law requires each district to develop a **Local Control and Accountability Plan (LCAP)** to educate all students and ensure that high-need students, specifically low-income (eligible for free & reduced price meals), English Learner, or foster youth students, receive additional support in proportion to extra funds that they bring to their district under the LCFF, called **supplemental and concentration (S&C) grants**. Schools should be using these extra funds to provide increased and improved services that can help high-need students grow and thrive inside and outside the academic environment.



Gente Organizada sought to conduct research on the total amount of supplemental and concentration (S&C) grants received by PUSD using CALPAD's data to calculate the approximate amount of funds low-income, foster youth, and English Learner students bring to the district to serve their needs.

Sample Calculation: School A

Total S&C Grants received by PUSD*: \$59,744,972

PUSD total unduplicated pupil count: 20,887**

Amount of S&C Funding per Pupil: $\$59,744,972 / 20,887 = \2869.39 / per pupil

School A total unduplicated pupil count: 59

School A total S&C funding: $\$2869.39 \times 59 = \$186,763$

*Obtained via Public Records Act request from PUSD

**Unduplicated count is the number of low-income, foster youth and EL students in the district, but students who fall into multiple high-need categories are only counted once.

POMONA UNIFIED SCHOOL DISTRICT

2018-19: ENGLISH LANGUAGE ARTS



41%

of Students
MET State
Standard



59%

of Students
NOT at State
Standard



9%

Points
BELOW
State Average

2018-19: MATHEMATICS



27%

of Students
MET State
Standard



73%

of Students
NOT at State
Standard



12%

Points
BELOW
State Average

2018-19: ENGLISH LEARNER RECLASSIFICATION



16.1%

of Students
RECLASSIFIED



2.3%

Points ABOVE
State Average

NOTE: THE DATA REFERENCED REFLECTS APPROXIMATE MEASURES OBTAINED FROM LOCAL AND STATE EDUCATION AGENCIES.



2018-19: SCHOOL PROFILE



GRADES SERVED	P - 12
ENROLLMENT	23,115
ENGLISH LEARNERS	6794 / 29.4%
LOW INCOME	20,094 / 86.7%
FOSTER YOUTH	250 / 1.1%
HOMELESS	2,905 / 12.6%

2018-19: DISTRICT FINANCES



\$59,744,757

THIS REFLECTS THE APPROXIMATE AMOUNT OF FUNDS THAT **LOW INCOME, FOSTER YOUTH, AND ENGLISH LEARNER STUDENTS** FROM THE POMONA UNIFIED SCHOOL DISTRICT GENERATED THROUGH THE STATE LOCAL CONTROL FUNDING FORMULA.

ELEMENTARY SCHOOLS



ALCOTT ELEMENTARY

2018-19: ENGLISH LANGUAGE ARTS



34%

of Students
MET State
Standard



66%

of Students
NOT at State
Standard



16%

Points
BELOW
State Average

2018-19: MATHEMATICS



23%

of Students
MET State
Standard



77%

of Students
NOT at State
Standard



15%

Points
BELOW
State Average

2018-19: ENGLISH LEARNER RECLASSIFICATION



24%

of Students
RECLASSIFIED



8%

Points ABOVE
District Average



10%

Points ABOVE
State Average

NOTE: THE DATA REFERENCED REFLECTS APPROXIMATE MEASURES OBTAINED FROM LOCAL AND STATE EDUCATION AGENCIES.



2018-19: SCHOOL PROFILE



GRADES SERVED

P - 6

ENROLLMENT

823

ENGLISH LEARNERS

264 / 32.07%

LOW INCOME

718 / 87.24 %

FOSTER YOUTH

5 / 0.6%

HOMELESS

115 / 13.97%

2018-19: SCHOOL FINANCES



\$2,225,383

THIS REFLECTS THE APPROXIMATE AMOUNT OF FUNDS THAT **LOW INCOME, FOSTER YOUTH, AND ENGLISH LEARNER STUDENTS** FROM THIS SCHOOL SITE GENERATED FOR THE POMONA UNIFIED SCHOOL DISTRICT THROUGH THE STATE LOCAL CONTROL FUNDING FORMULA.

ALLISON ELEMENTARY

2018-19: ENGLISH LANGUAGE ARTS



41%

of Students
MET State
Standard



59%

of Students
NOT at State
Standard



9%

Points
BELOW
State Average

2018-19: MATHEMATICS



38%

of Students
MET State
Standard



62%

of Students
NOT at State
Standard



1%

Points
BELOW
State Average

2018-19: ENGLISH LEARNER RECLASSIFICATION



19%

of Students
RECLASSIFIED



3%

Points ABOVE
District Average



5%

Points ABOVE
State Average

NOTE: THE DATA REFERENCED REFLECTS APPROXIMATE MEASURES OBTAINED FROM LOCAL AND STATE EDUCATION AGENCIES.



2018-19: SCHOOL PROFILE



GRADES SERVED

P - 6

ENROLLMENT

307

ENGLISH LEARNERS

75 / 24.4%

LOW INCOME

275 / 89.6%

FOSTER YOUTH

12 / 3.9%

HOMELESS

41 / 13.4%

2018-19: SCHOOL FINANCES



\$820,932

THIS REFLECTS THE APPROXIMATE AMOUNT OF FUNDS THAT **LOW INCOME, FOSTER YOUTH, AND ENGLISH LEARNER STUDENTS** FROM THIS SCHOOL SITE GENERATED FOR THE POMONA UNIFIED SCHOOL DISTRICT THROUGH THE STATE LOCAL CONTROL FUNDING FORMULA.

ARMSTRONG ELEMENTARY

2018-19: ENGLISH LANGUAGE ARTS



67%

of Students
MET State
Standard



33%

of Students
NOT at State
Standard



17%

Points
ABOVE
State Average

2018-19: MATHEMATICS



43%

of Students
MET State
Standard



56%

of Students
NOT at State
Standard



5%

Points
ABOVE
State Average

2018-19: ENGLISH LEARNER RECLASSIFICATION



3%

of Students
RECLASSIFIED



13%

Points BELOW
District Average



11%

Points BELOW
State Average

NOTE: THE DATA REFERENCED REFLECTS APPROXIMATE MEASURES OBTAINED FROM LOCAL AND STATE EDUCATION AGENCIES.



2018-19: SCHOOL PROFILE



GRADES SERVED

P - 6

ENROLLMENT

287

ENGLISH LEARNERS

27 / 9.4%

LOW INCOME

210 / 73.2%

FOSTER YOUTH

0 / 0.0%

HOMELESS

19 / 6.6%

2018-19: SCHOOL FINANCES



\$614,984

THIS REFLECTS THE APPROXIMATE AMOUNT OF FUNDS THAT **LOW INCOME, FOSTER YOUTH, AND ENGLISH LEARNER STUDENTS** FROM THIS SCHOOL SITE GENERATED FOR THE POMONA UNIFIED SCHOOL DISTRICT THROUGH THE STATE LOCAL CONTROL FUNDING FORMULA.

ARROYO ELEMENTARY

2018-19: ENGLISH LANGUAGE ARTS



28%

of Students
MET State
Standard



72%

of Students
NOT at State
Standard



22%

Points
BELOW
State Average

2018-19: MATHEMATICS



22%

of Students
MET State
Standard



78%

of Students
NOT at State
Standard



17%

Points
BELOW
State Average

2018-19: ENGLISH LEARNER RECLASSIFICATION



22%

of Students
RECLASSIFIED



6%

Points ABOVE
District Average



8%

Points ABOVE
State Average

NOTE: THE DATA REFERENCED REFLECTS APPROXIMATE MEASURES OBTAINED FROM LOCAL AND STATE EDUCATION AGENCIES.



2018-19: SCHOOL PROFILE



GRADES SERVED

P - 6

ENROLLMENT

533

ENGLISH LEARNERS

150 / 28.14%

LOW INCOME

482 / 90.43%

FOSTER YOUTH

12 / 2.25%

HOMELESS

52 / 9.75%

2018-19: SCHOOL FINANCES



\$1,481,682

THIS REFLECTS THE APPROXIMATE AMOUNT OF FUNDS THAT **LOW INCOME, FOSTER YOUTH, AND ENGLISH LEARNER STUDENTS** FROM THIS SCHOOL SITE GENERATED FOR THE POMONA UNIFIED SCHOOL DISTRICT THROUGH THE STATE LOCAL CONTROL FUNDING FORMULA.

BARFIELD ELEMENTARY

2018-19: ENGLISH LANGUAGE ARTS



33%

of Students
MET State
Standard



67%

of Students
NOT at State
Standard



17%

Points
BELOW
State Average

2018-19: MATHEMATICS



19%

of Students
MET State
Standard



81%

of Students
NOT at State
Standard



20%

Points
BELOW
State Average

2018-19: ENGLISH LEARNER RECLASSIFICATION



15%

of Students
RECLASSIFIED



1%

Points BELOW
District Average



2%

Points ABOVE
State Average

NOTE: THE DATA REFERENCED REFLECTS APPROXIMATE MEASURES OBTAINED FROM LOCAL AND STATE EDUCATION AGENCIES.



2018-19: SCHOOL PROFILE



GRADES SERVED	P - 6
ENROLLMENT	311
ENGLISH LEARNERS	78 / 25.08%
LOW INCOME	294 / 94.53%
FOSTER YOUTH	5 / 1.61%
HOMELESS	50 / 16.07%

2018-19: SCHOOL FINANCES



\$872,419

THIS REFLECTS THE APPROXIMATE AMOUNT OF FUNDS THAT **LOW INCOME, FOSTER YOUTH, AND ENGLISH LEARNER STUDENTS** FROM THIS SCHOOL SITE GENERATED FOR THE POMONA UNIFIED SCHOOL DISTRICT THROUGH THE STATE LOCAL CONTROL FUNDING FORMULA.

CORTEZ MATH & SCIENCE

2018-19: ENGLISH LANGUAGE ARTS



47%

of Students
MET State
Standard



53%

of Students
NOT at State
Standard



3%

Points
BELOW
State Average

2018-19: MATHEMATICS



40%

of Students
MET State
Standard



60%

of Students
NOT at State
Standard



1%

Points
ABOVE
State Average

2018-19: ENGLISH LEARNER RECLASSIFICATION



23%

of Students
RECLASSIFIED



7%

Points ABOVE
District Average



9%

Points ABOVE
State Average

NOTE: THE DATA REFERENCED REFLECTS APPROXIMATE MEASURES OBTAINED FROM LOCAL AND STATE EDUCATION AGENCIES.



2018-19: SCHOOL PROFILE



GRADES SERVED

P - 8

ENROLLMENT

694

ENGLISH LEARNERS

123 / 17.72%

LOW INCOME

603 / 86.88%

FOSTER YOUTH

2 / 0.3%

HOMELESS

83 / 11.96%

2018-19: SCHOOL FINANCES



\$1,776,302

THIS REFLECTS THE APPROXIMATE AMOUNT OF FUNDS THAT **LOW INCOME, FOSTER YOUTH, AND ENGLISH LEARNER STUDENTS** FROM THIS SCHOOL SITE GENERATED FOR THE POMONA UNIFIED SCHOOL DISTRICT THROUGH THE STATE LOCAL CONTROL FUNDING FORMULA.

DECKER ELEMENTARY

2018-19: ENGLISH LANGUAGE ARTS



36%

of Students
MET State
Standard



64%

of Students
NOT at State
Standard



14%

Points
BELOW
State Average

2018-19: MATHEMATICS



27%

of Students
MET State
Standard



73%

of Students
NOT at State
Standard



12%

Points
BELOW
State Average

2018-19: ENGLISH LEARNER RECLASSIFICATION



18%

of Students
RECLASSIFIED



2%

Points ABOVE
District Average



4%

Points ABOVE
State Average

NOTE: THE DATA REFERENCED REFLECTS APPROXIMATE MEASURES OBTAINED FROM LOCAL AND STATE EDUCATION AGENCIES.



2018-19: SCHOOL PROFILE



GRADES SERVED	P - 6
ENROLLMENT	544
ENGLISH LEARNERS	54 / 9.92%
LOW INCOME	374 / 68.75%
FOSTER YOUTH	6 / 1.1%
HOMELESS	15 / 2.75%

2018-19: SCHOOL FINANCES



\$1,189,922

THIS REFLECTS THE APPROXIMATE AMOUNT OF FUNDS THAT **LOW INCOME, FOSTER YOUTH, AND ENGLISH LEARNER STUDENTS** FROM THIS SCHOOL SITE GENERATED FOR THE POMONA UNIFIED SCHOOL DISTRICT THROUGH THE STATE LOCAL CONTROL FUNDING FORMULA.

DIAMOND POINT ELEMENTARY

2018-19: ENGLISH LANGUAGE ARTS



50%

of Students
MET State
Standard



50%

of Students
NOT at State
Standard



0%

**SIMILAR TO
State Average**

2018-19: MATHEMATICS



39%

of Students
MET State
Standard



61%

of Students
NOT at State
Standard



0%

**SIMILAR TO
State Average**

2018-19: ENGLISH LEARNER RECLASSIFICATION



25%

of Students
RECLASSIFIED



8%

Points ABOVE
District Average



11%

Points ABOVE
State Average

NOTE: THE DATA REFERENCED REFLECTS APPROXIMATE MEASURES
OBTAINED FROM LOCAL AND STATE EDUCATION AGENCIES.



2018-19: SCHOOL PROFILE



GRADES SERVED

P - 6

ENROLLMENT

299

ENGLISH LEARNERS

35 / 11.70%

LOW INCOME

215 / 71.90%

FOSTER YOUTH

3 / 1%

HOMELESS

27 / 9.03%

2018-19: SCHOOL FINANCES



\$675,052

THIS REFLECTS THE APPROXIMATE
AMOUNT OF FUNDS THAT **LOW
INCOME, FOSTER YOUTH, AND
ENGLISH LEARNER STUDENTS**
FROM THIS SCHOOL SITE
GENERATED FOR THE POMONA
UNIFIED SCHOOL DISTRICT
THROUGH THE STATE LOCAL
CONTROL FUNDING FORMULA.

GOLDEN SPRINGS ELEMENTARY

2018-19: ENGLISH LANGUAGE ARTS



59%

of Students
MET State
Standard



41%

of Students
NOT at State
Standard



9%

Points
ABOVE
State Average

2018-19: MATHEMATICS



54%

of Students
MET State
Standard



46%

of Students
NOT at State
Standard



16%

Points
ABOVE
State Average

2018-19: ENGLISH LEARNER RECLASSIFICATION



6.1%

of Students
RECLASSIFIED



10%

Points BELOW
District Average



8%

Points BELOW
State Average

NOTE: THE DATA REFERENCED REFLECTS APPROXIMATE MEASURES OBTAINED FROM LOCAL AND STATE EDUCATION AGENCIES.



2018-19: SCHOOL PROFILE



GRADES SERVED

P - 6

ENROLLMENT

307

ENGLISH LEARNERS

40 / 13.02%

LOW INCOME

228 / 74.26%

FOSTER YOUTH

1 / 0.3%

HOMELESS

20 / 6.5%

2018-19: SCHOOL FINANCES



\$695,075

THIS REFLECTS THE APPROXIMATE AMOUNT OF FUNDS THAT **LOW INCOME, FOSTER YOUTH, AND ENGLISH LEARNER STUDENTS** FROM THIS SCHOOL SITE GENERATED FOR THE POMONA UNIFIED SCHOOL DISTRICT THROUGH THE STATE LOCAL CONTROL FUNDING FORMULA.

HARRISON ELEMENTARY

2018-19: ENGLISH LANGUAGE ARTS



36%

of Students
MET State
Standard



64%

of Students
NOT at State
Standard



15%

Points
BELOW
State Average

2018-19: MATHEMATICS



29%

of Students
MET State
Standard



71%

of Students
NOT at State
Standard



10%

Points
ABOVE
State Average

2018-19: ENGLISH LEARNER RECLASSIFICATION



14%

of Students
RECLASSIFIED



2%

Points BELOW
District Average



0%

SIMILAR TO
State Average

NOTE: THE DATA REFERENCED REFLECTS APPROXIMATE MEASURES OBTAINED FROM LOCAL AND STATE EDUCATION AGENCIES.



2018-19: SCHOOL PROFILE



GRADES SERVED	P - 6
ENROLLMENT	360
ENGLISH LEARNERS	65 / 18.06%
LOW INCOME	277 / 76.95
FOSTER YOUTH	1 / 0.2%
HOMELESS	63 / 17.5%

2018-19: SCHOOL FINANCES



\$921,046

THIS REFLECTS THE APPROXIMATE AMOUNT OF FUNDS THAT **LOW INCOME, FOSTER YOUTH, AND ENGLISH LEARNER STUDENTS** FROM THIS SCHOOL SITE GENERATED FOR THE POMONA UNIFIED SCHOOL DISTRICT THROUGH THE STATE LOCAL CONTROL FUNDING FORMULA.

KELLOGG ELEMENTARY

2018-19: ENGLISH LANGUAGE ARTS



39%

of Students
MET State
Standard



61%

of Students
NOT at State
Standard



11%

Points
BELOW
State Average

2018-19: MATHEMATICS



28%

of Students
MET State
Standard



72%

of Students
NOT at State
Standard



10%

Points
ABOVE
State Average

2018-19: ENGLISH LEARNER RECLASSIFICATION



14%

of Students
RECLASSIFIED



2%

Points BELOW
District Average



0%

SIMILAR TO
State Average

NOTE: THE DATA REFERENCED REFLECTS APPROXIMATE MEASURES OBTAINED FROM LOCAL AND STATE EDUCATION AGENCIES.



2018-19: SCHOOL PROFILE



GRADES SERVED	P - 6
ENROLLMENT	345
ENGLISH LEARNERS	73 / 21.15%
LOW INCOME	259 / 75%
FOSTER YOUTH	3 / 0.8%
HOMELESS	31 / 8.9%

2018-19: SCHOOL FINANCES



\$860,977

THIS REFLECTS THE APPROXIMATE AMOUNT OF FUNDS THAT **LOW INCOME, FOSTER YOUTH, AND ENGLISH LEARNER STUDENTS** FROM THIS SCHOOL SITE GENERATED FOR THE POMONA UNIFIED SCHOOL DISTRICT THROUGH THE STATE LOCAL CONTROL FUNDING FORMULA.

KINGSLEY ELEMENTARY

2018-19: ENGLISH LANGUAGE ARTS



26%

of Students
MET State
Standard



74%

of Students
NOT at State
Standard



23%

Points
BELOW
State Average

2018-19: MATHEMATICS



18%

of Students
MET State
Standard



82%

of Students
NOT at State
Standard



20%

Points
BELOW
State Average

2018-19: ENGLISH LEARNER RECLASSIFICATION



23%

of Students
RECLASSIFIED



7%

Points ABOVE
District Average



9%

Points ABOVE
State Average

NOTE: THE DATA REFERENCED REFLECTS APPROXIMATE MEASURES OBTAINED FROM LOCAL AND STATE EDUCATION AGENCIES.



2018-19: SCHOOL PROFILE



GRADES SERVED

P - 5

ENROLLMENT

568

ENGLISH LEARNERS

150 / 26.41%

LOW INCOME

473 / 83.27%

FOSTER YOUTH

4 / 0.7%

HOMELESS

74 / 13%

2018-19: SCHOOL FINANCES



\$1,516,006

THIS REFLECTS THE APPROXIMATE AMOUNT OF FUNDS THAT **LOW INCOME, FOSTER YOUTH, AND ENGLISH LEARNER STUDENTS** FROM THIS SCHOOL SITE GENERATED FOR THE POMONA UNIFIED SCHOOL DISTRICT THROUGH THE STATE LOCAL CONTROL FUNDING FORMULA.

LA VERNE SCIENCE & TECHNOLOGY

2018-19: ENGLISH LANGUAGE ARTS



36%

of Students
MET State
Standard



64%

of Students
NOT at State
Standard



13%

Points
BELOW
State Average

2018-19: MATHEMATICS



28%

of Students
MET State
Standard



72%

of Students
NOT at State
Standard



10%

Points
BELOW
State Average

2018-19: ENGLISH LEARNER RECLASSIFICATION



21%

of Students
RECLASSIFIED



4%

Points ABOVE
District Average



7%

Points ABOVE
State Average

NOTE: THE DATA REFERENCED REFLECTS APPROXIMATE MEASURES OBTAINED FROM LOCAL AND STATE EDUCATION AGENCIES.



2018-19: SCHOOL PROFILE



GRADES SERVED

P - 6

ENROLLMENT

314

ENGLISH LEARNERS

57 / 18.15%

LOW INCOME

248 / 78.98%

FOSTER YOUTH

2 / .63%

HOMELESS

20 / 6.4%

2018-19: SCHOOL FINANCES



\$798,049

THIS REFLECTS THE APPROXIMATE AMOUNT OF FUNDS THAT **LOW INCOME, FOSTER YOUTH, AND ENGLISH LEARNER STUDENTS** FROM THIS SCHOOL SITE GENERATED FOR THE POMONA UNIFIED SCHOOL DISTRICT THROUGH THE STATE LOCAL CONTROL FUNDING FORMULA.

LEXINGTON ELEMENTARY

2018-19: ENGLISH LANGUAGE ARTS



41%

of Students
MET State
Standard



59%

of Students
NOT at State
Standard



8%

Points
BELOW
State Average

2018-19: MATHEMATICS



47%

of Students
MET State
Standard



53%

of Students
NOT at State
Standard



9%

Points
ABOVE
State Average

2018-19: ENGLISH LEARNER RECLASSIFICATION



19%

of Students
RECLASSIFIED



3%

Points ABOVE
District Average



5%

Points ABOVE
State Average

NOTE: THE DATA REFERENCED REFLECTS APPROXIMATE MEASURES OBTAINED FROM LOCAL AND STATE EDUCATION AGENCIES.



2018-19: SCHOOL PROFILE



GRADES SERVED

P - 8

ENROLLMENT

608

ENGLISH LEARNERS

161 / 26.4%

LOW INCOME

552 / 90.78%

FOSTER YOUTH

7 / 1.15%

HOMELESS

65 / 10.69%

2018-19: SCHOOL FINANCES



\$1,673,328

THIS REFLECTS THE APPROXIMATE AMOUNT OF FUNDS THAT **LOW INCOME, FOSTER YOUTH, AND ENGLISH LEARNER STUDENTS** FROM THIS SCHOOL SITE GENERATED FOR THE POMONA UNIFIED SCHOOL DISTRICT THROUGH THE STATE LOCAL CONTROL FUNDING FORMULA.

LINCOLN ELEMENTARY

2018-19: ENGLISH LANGUAGE ARTS



38%

of Students
MET State
Standard



62%

of Students
NOT at State
Standard



12%

Points
BELOW
State Average

2018-19: MATHEMATICS



26%

of Students
MET State
Standard



74%

of Students
NOT at State
Standard



12%

Points
BELOW
State Average

2018-19: ENGLISH LEARNER RECLASSIFICATION



20%

of Students
RECLASSIFIED



4%

Points ABOVE
District Average



7%

Points ABOVE
State Average

NOTE: THE DATA REFERENCED REFLECTS APPROXIMATE MEASURES OBTAINED FROM LOCAL AND STATE EDUCATION AGENCIES.



2018-19: SCHOOL PROFILE



GRADES SERVED

P - 6

ENROLLMENT

362

ENGLISH LEARNERS

99 / 27.34%

LOW INCOME

336 / 92.81

FOSTER YOUTH

3 / 1.1%

HOMELESS

40 / 11%

2018-19: SCHOOL FINANCES



\$1,012,578

THIS REFLECTS THE APPROXIMATE AMOUNT OF FUNDS THAT **LOW INCOME, FOSTER YOUTH, AND ENGLISH LEARNER STUDENTS** FROM THIS SCHOOL SITE GENERATED FOR THE POMONA UNIFIED SCHOOL DISTRICT THROUGH THE STATE LOCAL CONTROL FUNDING FORMULA.

LOPEZ ELEMENTARY

2018-19: ENGLISH LANGUAGE ARTS



40%

of Students
MET State
Standard



60%

of Students
NOT at State
Standard



10%

Points
BELOW
State Average

2018-19: MATHEMATICS



25%

of Students
MET State
Standard



75%

of Students
NOT at State
Standard



13%

Points
BELOW
State Average

2018-19: ENGLISH LEARNER RECLASSIFICATION



17%

of Students
RECLASSIFIED



2%

Points ABOVE
District Average



4%

Points ABOVE
State Average

NOTE: THE DATA REFERENCED REFLECTS APPROXIMATE MEASURES OBTAINED FROM LOCAL AND STATE EDUCATION AGENCIES.



2018-19: SCHOOL PROFILE



GRADES SERVED

P - 6

ENROLLMENT

558

ENGLISH LEARNERS

206 / 36.91%

LOW INCOME

533 / 95.51%

FOSTER YOUTH

1 / 0.1%

HOMELESS

62 / 11.1%

2018-19: SCHOOL FINANCES



\$1,576,075

THIS REFLECTS THE APPROXIMATE AMOUNT OF FUNDS THAT **LOW INCOME, FOSTER YOUTH, AND ENGLISH LEARNER STUDENTS** FROM THIS SCHOOL SITE GENERATED FOR THE POMONA UNIFIED SCHOOL DISTRICT THROUGH THE STATE LOCAL CONTROL FUNDING FORMULA.

MADISON ELEMENTARY

2018-19: ENGLISH LANGUAGE ARTS



36%

of Students
MET State
Standard



64%

of Students
NOT at State
Standard



14%

Points
BELOW
State Average

2018-19: MATHEMATICS



30%

of Students
MET State
Standard



70%

of Students
NOT at State
Standard



10%

Points
BELOW
State Average

2018-19: ENGLISH LEARNER RECLASSIFICATION



14%

of Students
RECLASSIFIED



2%

Points BELOW
District Average



0%

SIMILAR TO
State Average

NOTE: THE DATA REFERENCED REFLECTS APPROXIMATE MEASURES OBTAINED FROM LOCAL AND STATE EDUCATION AGENCIES.



2018-19: SCHOOL PROFILE



GRADES SERVED	P - 6
ENROLLMENT	498
ENGLISH LEARNERS	160 / 32.1%
LOW INCOME	409 / 82.1%
FOSTER YOUTH	8 / 1.6%
HOMELESS	53 / 10.6%

2018-19: SCHOOL FINANCES



\$1,347,244

THIS REFLECTS THE APPROXIMATE AMOUNT OF FUNDS THAT **LOW INCOME, FOSTER YOUTH, AND ENGLISH LEARNER STUDENTS** FROM THIS SCHOOL SITE GENERATED FOR THE POMONA UNIFIED SCHOOL DISTRICT THROUGH THE STATE LOCAL CONTROL FUNDING FORMULA.

MONTVUE ELEMENTARY

2018-19: ENGLISH LANGUAGE ARTS



24%

of Students
MET State
Standard



76%

of Students
NOT at State
Standard



27%

Points
BELOW
State Average

2018-19: MATHEMATICS



19%

of Students
MET State
Standard



81%

of Students
NOT at State
Standard



20%

Points
BELOW
State Average

2018-19: ENGLISH LEARNER RECLASSIFICATION



13%

of Students
RECLASSIFIED



3%

Points BELOW
District Average



1%

Points BELOW
District Average

NOTE: THE DATA REFERENCED REFLECTS APPROXIMATE MEASURES OBTAINED FROM LOCAL AND STATE EDUCATION AGENCIES.



2018-19: SCHOOL PROFILE



GRADES SERVED

P - 6

ENROLLMENT

246

ENGLISH LEARNERS

82 / 33.3%

LOW INCOME

187 / 76.0%

FOSTER YOUTH

2 / 0.8%

HOMELESS

42 / 17.1%

2018-19: SCHOOL FINANCES



\$657,889

THIS REFLECTS THE APPROXIMATE AMOUNT OF FUNDS THAT **LOW INCOME, FOSTER YOUTH, AND ENGLISH LEARNER STUDENTS** FROM THIS SCHOOL SITE GENERATED FOR THE POMONA UNIFIED SCHOOL DISTRICT THROUGH THE STATE LOCAL CONTROL FUNDING FORMULA.

PANTERA ELEMENTARY

2018-19: ENGLISH LANGUAGE ARTS



76%

of Students
MET State
Standard



24%

of Students
NOT at State
Standard



27%

Points
ABOVE
State Average

2018-19: MATHEMATICS



72%

of Students
MET State
Standard



28%

of Students
NOT at State
Standard



33%

Points
ABOVE
State Average

2018-19: ENGLISH LEARNER RECLASSIFICATION



20%

of Students
RECLASSIFIED



4%

Points ABOVE
District Average



7%

Points ABOVE
District Average

NOTE: THE DATA REFERENCED REFLECTS APPROXIMATE MEASURES OBTAINED FROM LOCAL AND STATE EDUCATION AGENCIES.



2018-19: SCHOOL PROFILE



GRADES SERVED	K - 6
ENROLLMENT	407
ENGLISH LEARNERS	51 / 12.5%
LOW INCOME	249 / 61.2%
FOSTER YOUTH	3 / 0.7%
HOMELESS	6 / 1.5%

2018-19: SCHOOL FINANCES



\$798,049

THIS REFLECTS THE APPROXIMATE AMOUNT OF FUNDS THAT **LOW INCOME, FOSTER YOUTH, AND ENGLISH LEARNER STUDENTS** FROM THIS SCHOOL SITE GENERATED FOR THE POMONA UNIFIED SCHOOL DISTRICT THROUGH THE STATE LOCAL CONTROL FUNDING FORMULA.

PHILADELPHIA ELEMENTARY

2018-19: ENGLISH LANGUAGE ARTS



37%

of Students
MET State
Standard



63%

of Students
NOT at State
Standard



13%

Points
BELOW
State Average

2018-19: MATHEMATICS



23%

of Students
MET State
Standard



77%

of Students
NOT at State
Standard



16%

Points
BELOW
State Average

2018-19: ENGLISH LEARNER RECLASSIFICATION



30%

of Students
RECLASSIFIED



14%

Points ABOVE
District Average



16%

Points ABOVE
District Average

NOTE: THE DATA REFERENCED REFLECTS APPROXIMATE MEASURES OBTAINED FROM LOCAL AND STATE EDUCATION AGENCIES.



2018-19: SCHOOL PROFILE



GRADES SERVED	P - 6
ENROLLMENT	634
ENGLISH LEARNERS	163 / 25.7%
LOW INCOME	558 / 88%
FOSTER YOUTH	10 / 1.6%
HOMELESS	57 / 9%

2018-19: SCHOOL FINANCES



\$1,721,955

THIS REFLECTS THE APPROXIMATE AMOUNT OF FUNDS THAT **LOW INCOME, FOSTER YOUTH, AND ENGLISH LEARNER STUDENTS** FROM THIS SCHOOL SITE GENERATED FOR THE POMONA UNIFIED SCHOOL DISTRICT THROUGH THE STATE LOCAL CONTROL FUNDING FORMULA.

RANCH HILLS ELEMENTARY

2018-19: ENGLISH LANGUAGE ARTS



65%

of Students
MET State
Standard



35%

of Students
NOT at State
Standard



15%

Points
ABOVE
State Average

2018-19: MATHEMATICS



56%

of Students
MET State
Standard



44%

of Students
NOT at State
Standard



17%

Points
ABOVE
State Average

2018-19: ENGLISH LEARNER RECLASSIFICATION



15%

of Students
RECLASSIFIED



1%

Points BELOW
District Average



2%

Points ABOVE
District Average

NOTE: THE DATA REFERENCED REFLECTS APPROXIMATE MEASURES OBTAINED FROM LOCAL AND STATE EDUCATION AGENCIES.



2018-19: SCHOOL PROFILE



GRADES SERVED

P - 6

ENROLLMENT

420

ENGLISH LEARNERS

31 / 7.4%

LOW INCOME

249 / 59.2%

FOSTER YOUTH

4 / 0.9%

HOMELESS

11 / 2.6%

2018-19: SCHOOL FINANCES



\$746,562

THIS REFLECTS THE APPROXIMATE AMOUNT OF FUNDS THAT **LOW INCOME, FOSTER YOUTH, AND ENGLISH LEARNER STUDENTS** FROM THIS SCHOOL SITE GENERATED FOR THE POMONA UNIFIED SCHOOL DISTRICT THROUGH THE STATE LOCAL CONTROL FUNDING FORMULA.

ROOSEVELT ELEMENTARY

2018-19: ENGLISH LANGUAGE ARTS



42%

of Students
MET State
Standard



58%

of Students
NOT at State
Standard



8%

Points
BELOW
State Average

2018-19: MATHEMATICS



36%

of Students
MET State
Standard



64%

of Students
NOT at State
Standard



3%

Points
BELOW
State Average

2018-19: ENGLISH LEARNER RECLASSIFICATION



18%

of Students
RECLASSIFIED



2%

Points ABOVE
District Average



4%

Points ABOVE
District Average

NOTE: THE DATA REFERENCED REFLECTS APPROXIMATE MEASURES OBTAINED FROM LOCAL AND STATE EDUCATION AGENCIES.



2018-19: SCHOOL PROFILE



GRADES SERVED

P - 5

ENROLLMENT

563

ENGLISH LEARNERS

168 / 29.8%

LOW INCOME

488 / 86.7%

FOSTER YOUTH

7 / 1.2%

HOMELESS

104 / 18.5%

2018-19: SCHOOL FINANCES



\$1,536,029

THIS REFLECTS THE APPROXIMATE AMOUNT OF FUNDS THAT **LOW INCOME, FOSTER YOUTH, AND ENGLISH LEARNER STUDENTS** FROM THIS SCHOOL SITE GENERATED FOR THE POMONA UNIFIED SCHOOL DISTRICT THROUGH THE STATE LOCAL CONTROL FUNDING FORMULA.

SAN ANTONIO ELEMENTARY

2018-19: ENGLISH LANGUAGE ARTS



30%

of Students
MET State
Standard



70%

of Students
NOT at State
Standard



20%

Points
BELOW
State Average

2018-19: MATHEMATICS



26%

of Students
MET State
Standard



74%

of Students
NOT at State
Standard



12%

Points
BELOW
State Average

2018-19: ENGLISH LEARNER RECLASSIFICATION



22%

of Students
RECLASSIFIED



6%

Points ABOVE
District Average



8%

Points ABOVE
District Average

NOTE: THE DATA REFERENCED REFLECTS APPROXIMATE MEASURES OBTAINED FROM LOCAL AND STATE EDUCATION AGENCIES.



2018-19: SCHOOL PROFILE



GRADES SERVED	P - 5
ENROLLMENT	420
ENGLISH LEARNERS	167 / 39.7%
LOW INCOME	284 / 67.6%
FOSTER YOUTH	3 / 0.7%
HOMELESS	41 / 9.7%

2018-19: SCHOOL FINANCES



\$1,064,065

THIS REFLECTS THE APPROXIMATE AMOUNT OF FUNDS THAT **LOW INCOME, FOSTER YOUTH, AND ENGLISH LEARNER STUDENTS** FROM THIS SCHOOL SITE GENERATED FOR THE POMONA UNIFIED SCHOOL DISTRICT THROUGH THE STATE LOCAL CONTROL FUNDING FORMULA.

SAN JOSE ELEMENTARY

2018-19: ENGLISH LANGUAGE ARTS



35%

of Students
MET State
Standard



65%

of Students
NOT at State
Standard



14%

Points
BELOW
State Average

2018-19: MATHEMATICS



28%

of Students
MET State
Standard



72%

of Students
NOT at State
Standard



10%

Points
BELOW
State Average

2018-19: ENGLISH LEARNER RECLASSIFICATION



11%

of Students
RECLASSIFIED



5%

Points BELOW
District Average



3%

Points BELOW
District Average

NOTE: THE DATA REFERENCED REFLECTS APPROXIMATE MEASURES OBTAINED FROM LOCAL AND STATE EDUCATION AGENCIES.



2018-19: SCHOOL PROFILE



GRADES SERVED

P - 8

ENROLLMENT

583

ENGLISH LEARNERS

144 / 24.7%

LOW INCOME

402 / 68.9%

FOSTER YOUTH

114 / 19.5%

HOMELESS

89 / 15.2%

2018-19: SCHOOL FINANCES



\$1,438,776

THIS REFLECTS THE APPROXIMATE AMOUNT OF FUNDS THAT **LOW INCOME, FOSTER YOUTH, AND ENGLISH LEARNER STUDENTS** FROM THIS SCHOOL SITE GENERATED FOR THE POMONA UNIFIED SCHOOL DISTRICT THROUGH THE STATE LOCAL CONTROL FUNDING FORMULA.

VEJAR ELEMENTARY

2018-19: ENGLISH LANGUAGE ARTS



33%

of Students
MET State
Standard



67%

of Students
NOT at State
Standard



17%

Points
BELOW
State Average

2018-19: MATHEMATICS



24%

of Students
MET State
Standard



76%

of Students
NOT at State
Standard



15%

Points
BELOW
State Average

2018-19: ENGLISH LEARNER RECLASSIFICATION



14%

of Students
RECLASSIFIED



2%

Points BELOW
District Average



0%

SIMILAR TO
State Average

NOTE: THE DATA REFERENCED REFLECTS APPROXIMATE MEASURES OBTAINED FROM LOCAL AND STATE EDUCATION AGENCIES.



2018-19: SCHOOL PROFILE



GRADES SERVED	P - 8
ENROLLMENT	900
ENGLISH LEARNERS	294 / 32.6%
LOW INCOME	858 / 95.3%
FOSTER YOUTH	7 / 0.7%
HOMELESS	103 / 11.4%

2018-19: SCHOOL FINANCES



\$2,505,701

THIS REFLECTS THE APPROXIMATE AMOUNT OF FUNDS THAT **LOW INCOME, FOSTER YOUTH, AND ENGLISH LEARNER STUDENTS** FROM THIS SCHOOL SITE GENERATED FOR THE POMONA UNIFIED SCHOOL DISTRICT THROUGH THE STATE LOCAL CONTROL FUNDING FORMULA.

WASHINGTON ELEMENTARY

2018-19: ENGLISH LANGUAGE ARTS



32%

of Students
MET State
Standard



68%

of Students
NOT at State
Standard



18%

Points
BELOW
State Average

2018-19: MATHEMATICS



28%

of Students
MET State
Standard



72%

of Students
NOT at State
Standard



11%

Points
BELOW
State Average

2018-19: ENGLISH LEARNER RECLASSIFICATION



16%

of Students
RECLASSIFIED



0%

SIMILAR TO
District Average



2%

Points ABOVE
State Average

NOTE: THE DATA REFERENCED REFLECTS APPROXIMATE MEASURES OBTAINED FROM LOCAL AND STATE EDUCATION AGENCIES.



2018-19: SCHOOL PROFILE



GRADES SERVED	P - 5
ENROLLMENT	627
ENGLISH LEARNERS	378 / 60.3%
LOW INCOME	619 / 98.7%
FOSTER YOUTH	8 / 1.2%
HOMELESS	51 / 8.1%

2018-19: SCHOOL FINANCES



\$1,747,698

THIS REFLECTS THE APPROXIMATE AMOUNT OF FUNDS THAT **LOW INCOME, FOSTER YOUTH, AND ENGLISH LEARNER STUDENTS** FROM THIS SCHOOL SITE GENERATED FOR THE POMONA UNIFIED SCHOOL DISTRICT THROUGH THE STATE LOCAL CONTROL FUNDING FORMULA.

WESTMONT ELEMENTARY

2018-19: ENGLISH LANGUAGE ARTS



37%

of Students
MET State
Standard



63%

of Students
NOT at State
Standard



13%

Points
BELOW
State Average

2018-19: MATHEMATICS



37%

of Students
MET State
Standard



63%

of Students
NOT at State
Standard



2%

Points
BELOW
State Average

2018-19: ENGLISH LEARNER RECLASSIFICATION



11%

of Students
RECLASSIFIED



5%

Points BELOW
District Average



3%

Points BELOW
State Average

NOTE: THE DATA REFERENCED REFLECTS APPROXIMATE MEASURES OBTAINED FROM LOCAL AND STATE EDUCATION AGENCIES.



2018-19: SCHOOL PROFILE



GRADES SERVED	P - 5
ENROLLMENT	368
ENGLISH LEARNERS	93 / 25.3%
LOW INCOME	333 / 90.4%
FOSTER YOUTH	7 / 1.9%
HOMELESS	39 / 10.6%

2018-19: SCHOOL FINANCES



\$986,834

THIS REFLECTS THE APPROXIMATE AMOUNT OF FUNDS THAT **LOW INCOME, FOSTER YOUTH, AND ENGLISH LEARNER STUDENTS** FROM THIS SCHOOL SITE GENERATED FOR THE POMONA UNIFIED SCHOOL DISTRICT THROUGH THE STATE LOCAL CONTROL FUNDING FORMULA.

MIDDLE SCHOOLS

EMERSON MIDDLE

2018-19: ENGLISH LANGUAGE ARTS



37%

of Students
MET State
Standard



63%

of Students
NOT at State
Standard



13%

Points
BELOW
State Average

2018-19: MATHEMATICS



15%

of Students
MET State
Standard



85%

of Students
NOT at State
Standard



24%

Points
BELOW
State Average

2018-19: ENGLISH LEARNER RECLASSIFICATION



19%

of Students
RECLASSIFIED



3%

Points ABOVE
District Average



5%

Points ABOVE
District Average

NOTE: THE DATA REFERENCED REFLECTS APPROXIMATE MEASURES OBTAINED FROM LOCAL AND STATE EDUCATION AGENCIES.



2018-19: SCHOOL PROFILE



GRADES SERVED	6 - 8
ENROLLMENT	603
ENGLISH LEARNERS	175 / 29.0%
LOW INCOME	563 / 93.36%
FOSTER YOUTH	11 / 1.8%
HOMELESS	108 / 17.91%

2018-19: SCHOOL FINANCES



\$1,676,188

THIS REFLECTS THE APPROXIMATE AMOUNT OF FUNDS THAT **LOW INCOME, FOSTER YOUTH, AND ENGLISH LEARNER STUDENTS** FROM THIS SCHOOL SITE GENERATED FOR THE POMONA UNIFIED SCHOOL DISTRICT THROUGH THE STATE LOCAL CONTROL FUNDING FORMULA.

LORBEER MIDDLE

2018-19: ENGLISH LANGUAGE ARTS



54%

of Students
MET State
Standard



46%

of Students
NOT at State
Standard



4%

Points
ABOVE State
Average

2018-19: MATHEMATICS



36%

of Students
MET State
Standard



64%

of Students
NOT at State
Standard



3%

Points
BELOW
State Average

2018-19: ENGLISH LEARNER RECLASSIFICATION



17%

of Students
RECLASSIFIED



1%

Points ABOVE
District Average



3%

Points ABOVE
District Average

NOTE: THE DATA REFERENCED REFLECTS APPROXIMATE MEASURES OBTAINED FROM LOCAL AND STATE EDUCATION AGENCIES.



2018-19: SCHOOL PROFILE



GRADES SERVED	7 - 8
ENROLLMENT	649
ENGLISH LEARNERS	52 / 8.01%
LOW INCOME	485 / 74.7
FOSTER YOUTH	1 / 0.15%
HOMELESS	42 / 6.47%

2018-19: SCHOOL FINANCES



\$1,444,497

THIS REFLECTS THE APPROXIMATE AMOUNT OF FUNDS THAT **LOW INCOME, FOSTER YOUTH, AND ENGLISH LEARNER STUDENTS** FROM THIS SCHOOL SITE GENERATED FOR THE POMONA UNIFIED SCHOOL DISTRICT THROUGH THE STATE LOCAL CONTROL FUNDING FORMULA.

MARSHALL MIDDLE

2018-19: ENGLISH LANGUAGE ARTS



41%

of Students
MET State
Standard



59%

of Students
NOT at State
Standard



9%

Points
BELOW
State Average

2018-19: MATHEMATICS



18%

of Students
MET State
Standard



82%

of Students
NOT at State
Standard



21%

Points
BELOW
State Average

2018-19: ENGLISH LEARNER RECLASSIFICATION



16%

of Students
RECLASSIFIED



0%

SIMILAR TO
District Average



2%

Points ABOVE
District Average

NOTE: THE DATA REFERENCED REFLECTS APPROXIMATE MEASURES OBTAINED FROM LOCAL AND STATE EDUCATION AGENCIES.



2018-19: SCHOOL PROFILE



GRADES SERVED	6 - 8
ENROLLMENT	524
ENGLISH LEARNERS	131 / 29.2%
LOW INCOME	492 / 93.9%
FOSTER YOUTH	10 / 1.9%
HOMELESS	93 / 17.7%

2018-19: SCHOOL FINANCES



\$1,464,519

THIS REFLECTS THE APPROXIMATE AMOUNT OF FUNDS THAT **LOW INCOME, FOSTER YOUTH, AND ENGLISH LEARNER STUDENTS** FROM THIS SCHOOL SITE GENERATED FOR THE POMONA UNIFIED SCHOOL DISTRICT THROUGH THE STATE LOCAL CONTROL FUNDING FORMULA.

SIMONS MIDDLE

2018-19: ENGLISH LANGUAGE ARTS



43%

of Students
MET State
Standard



57%

of Students
NOT at State
Standard



6%

Points
BELOW
State Average

2018-19: MATHEMATICS



22%

of Students
MET State
Standard



78%

of Students
NOT at State
Standard



17%

Points
BELOW
State Average

2018-19: ENGLISH LEARNER RECLASSIFICATION



19%

of Students
RECLASSIFIED



3%

Points ABOVE
District Average



5%

Points ABOVE
District Average

NOTE: THE DATA REFERENCED REFLECTS APPROXIMATE MEASURES OBTAINED FROM LOCAL AND STATE EDUCATION AGENCIES.



2018-19: SCHOOL PROFILE



GRADES SERVED	6 - 8
ENROLLMENT	797
ENGLISH LEARNERS	215 / 27%
LOW INCOME	733 / 92%
FOSTER YOUTH	9 / 1.1%
HOMELESS	90 / 11.2%

2018-19: SCHOOL FINANCES



\$2,196,780

THIS REFLECTS THE APPROXIMATE AMOUNT OF FUNDS THAT **LOW INCOME, FOSTER YOUTH, AND ENGLISH LEARNER STUDENTS** FROM THIS SCHOOL SITE GENERATED FOR THE POMONA UNIFIED SCHOOL DISTRICT THROUGH THE STATE LOCAL CONTROL FUNDING FORMULA.



HIGH SCHOOLS

DIAMOND RANCH HIGH

2018-19: ENGLISH LANGUAGE ARTS



72%

of Students
MET State
Standard



28%

of Students
NOT at State
Standard



22%

Points
ABOVE
State Average

2018-19: MATHEMATICS



37%

of Students
MET State
Standard



63%

of Students
NOT at State
Standard



2%

Points
BELOW
State Average

2018-19: ENGLISH LEARNER RECLASSIFICATION



18%

of Students
RECLASSIFIED



2%

Points ABOVE
District Average



4%

Points ABOVE
District Average

NOTE: THE DATA REFERENCED REFLECTS APPROXIMATE MEASURES OBTAINED FROM LOCAL AND STATE EDUCATION AGENCIES.



2018-19: SCHOOL PROFILE



GRADES SERVED	9 - 12
ENROLLMENT	1581
ENGLISH LEARNERS	126 / 7.96%
LOW INCOME	1089 / 68.88%
FOSTER YOUTH	6 / 0.4%
HOMELESS	191 / 12.08%

2018-19: SCHOOL FINANCES



\$3,358,097

THIS REFLECTS THE APPROXIMATE AMOUNT OF FUNDS THAT **LOW INCOME, FOSTER YOUTH, AND ENGLISH LEARNER STUDENTS** FROM THIS SCHOOL SITE GENERATED FOR THE POMONA UNIFIED SCHOOL DISTRICT THROUGH THE STATE LOCAL CONTROL FUNDING FORMULA.

FREMONT ACADEMY

2018-19: ENGLISH LANGUAGE ARTS



33%

of Students
MET State
Standard



67%

of Students
NOT at State
Standard



17%

Points
BELOW
State Average

2018-19: MATHEMATICS



15%

of Students
MET State
Standard



85%

of Students
NOT at State
Standard



24%

Points
BELOW
State Average

2018-19: ENGLISH LEARNER RECLASSIFICATION



4%

of Students
RECLASSIFIED



12%

Points BELOW
District Average



10%

Points BELOW
State Average

NOTE: THE DATA REFERENCED REFLECTS APPROXIMATE MEASURES OBTAINED FROM LOCAL AND STATE EDUCATION AGENCIES.



2018-19: SCHOOL PROFILE



GRADES SERVED	7 - 12
ENROLLMENT	738
ENGLISH LEARNERS	226 / 30.62%
LOW INCOME	704 / 95.39%
FOSTER YOUTH	14 / 1.89%
HOMELESS	102 / 13.82

2018-19: SCHOOL FINANCES



\$2,059,480

THIS REFLECTS THE APPROXIMATE AMOUNT OF FUNDS THAT **LOW INCOME, FOSTER YOUTH, AND ENGLISH LEARNER STUDENTS** FROM THIS SCHOOL SITE GENERATED FOR THE POMONA UNIFIED SCHOOL DISTRICT THROUGH THE STATE LOCAL CONTROL FUNDING FORMULA.

GANESHA HIGH

2018-19: ENGLISH LANGUAGE ARTS



44%

of Students
MET State
Standard



56%

of Students
NOT at State
Standard



6%

Points
BELOW
State Average

2018-19: MATHEMATICS



11%

of Students
MET State
Standard



89%

of Students
NOT at State
Standard



28%

Points
BELOW
State Average

2018-19: ENGLISH LEARNER RECLASSIFICATION



8%

of Students
RECLASSIFIED



8%

Points BELOW
District Average



6%

Points BELOW
State Average

NOTE: THE DATA REFERENCED REFLECTS APPROXIMATE MEASURES OBTAINED FROM LOCAL AND STATE EDUCATION AGENCIES.



2018-19: SCHOOL PROFILE



GRADES SERVED 9 - 12

ENROLLMENT 924

ENGLISH LEARNERS 239 / 25.86%

LOW INCOME 893 / 96.64%

FOSTER YOUTH 12 / 1.3%

HOMELESS 112 / 12.12%

2018-19: SCHOOL FINANCES



\$2,582,932

THIS REFLECTS THE APPROXIMATE AMOUNT OF FUNDS THAT **LOW INCOME, FOSTER YOUTH, AND ENGLISH LEARNER STUDENTS** FROM THIS SCHOOL SITE GENERATED FOR THE POMONA UNIFIED SCHOOL DISTRICT THROUGH THE STATE LOCAL CONTROL FUNDING FORMULA.

GAREY HIGH

2018-19: ENGLISH LANGUAGE ARTS



40%

of Students
MET State
Standard



60%

of Students
NOT at State
Standard



10%

Points
BELOW
State Average

2018-19: MATHEMATICS



17%

of Students
MET State
Standard



83%

of Students
NOT at State
Standard



22%

Points
BELOW
State Average

2018-19: ENGLISH LEARNER RECLASSIFICATION



6%

of Students
RECLASSIFIED



10%

Points BELOW
District Average



8%

Points BELOW
State Average

NOTE: THE DATA REFERENCED REFLECTS APPROXIMATE MEASURES OBTAINED FROM LOCAL AND STATE EDUCATION AGENCIES.



2018-19: SCHOOL PROFILE



GRADES SERVED	9 - 12
ENROLLMENT	1787
ENGLISH LEARNERS	404 / 22.6%
LOW INCOME	1651 / 92.39%
FOSTER YOUTH	18 / 1%
HOMELESS	211 / 11.8%

2018-19: SCHOOL FINANCES



\$4,899,848

THIS REFLECTS THE APPROXIMATE AMOUNT OF FUNDS THAT **LOW INCOME, FOSTER YOUTH, AND ENGLISH LEARNER STUDENTS** FROM THIS SCHOOL SITE GENERATED FOR THE POMONA UNIFIED SCHOOL DISTRICT THROUGH THE STATE LOCAL CONTROL FUNDING FORMULA.

PALOMARES ACADEMY

2018-19: ENGLISH LANGUAGE ARTS



44%

of Students
MET State
Standard



56%

of Students
NOT at State
Standard



6%

Points
BELOW
State Average

2018-19: MATHEMATICS



23%

of Students
MET State
Standard



77%

of Students
NOT at State
Standard



16%

Points
BELOW
State Average

2018-19: ENGLISH LEARNER RECLASSIFICATION



11%

of Students
RECLASSIFIED



6%

Points BELOW
District Average



3%

Points BELOW
State Average

NOTE: THE DATA REFERENCED REFLECTS APPROXIMATE MEASURES OBTAINED FROM LOCAL AND STATE EDUCATION AGENCIES.



2018-19: SCHOOL PROFILE



GRADES SERVED	7 - 12
ENROLLMENT	446
ENGLISH LEARNERS	85 / 19.1%
LOW INCOME	402 / 90.1%
FOSTER YOUTH	3 / 0.6%
HOMELESS	70 / 15.7%

2018-19: SCHOOL FINANCES



\$1,204,224

THIS REFLECTS THE APPROXIMATE AMOUNT OF FUNDS THAT **LOW INCOME, FOSTER YOUTH, AND ENGLISH LEARNER STUDENTS** FROM THIS SCHOOL SITE GENERATED FOR THE POMONA UNIFIED SCHOOL DISTRICT THROUGH THE STATE LOCAL CONTROL FUNDING FORMULA.

PARK WEST HIGH

2018-19: ENGLISH LANGUAGE ARTS



6%

of Students
MET State
Standard



94%

of Students
NOT at State
Standard



44%

Points
BELOW
State Average

2018-19: MATHEMATICS



0%

of Students
MET State
Standard



100%

of Students
NOT at State
Standard



39%

Points
BELOW
State Average

2018-19: ENGLISH LEARNER RECLASSIFICATION



11%

of Students
RECLASSIFIED



5%

Points BELOW
District Average



3%

Points BELOW
State Average

NOTE: THE DATA REFERENCED REFLECTS APPROXIMATE MEASURES OBTAINED FROM LOCAL AND STATE EDUCATION AGENCIES.



2018-19: SCHOOL PROFILE



GRADES SERVED	9 - 12
ENROLLMENT	213
ENGLISH LEARNERS	89 / 41.8%
LOW INCOME	194 / 91%
FOSTER YOUTH	3 / 1.4%
HOMELESS	73 / 34.3%

2018-19: SCHOOL FINANCES



\$583,520

THIS REFLECTS THE APPROXIMATE AMOUNT OF FUNDS THAT **LOW INCOME, FOSTER YOUTH, AND ENGLISH LEARNER STUDENTS** FROM THIS SCHOOL SITE GENERATED FOR THE POMONA UNIFIED SCHOOL DISTRICT THROUGH THE STATE LOCAL CONTROL FUNDING FORMULA.

POMONA HIGH

2018-19: ENGLISH LANGUAGE ARTS



44%

of Students
MET State
Standard



56%

of Students
NOT at State
Standard



6%

Points
BELOW
State Average

2018-19: MATHEMATICS



17%

of Students
MET State
Standard



83%

of Students
NOT at State
Standard



22%

Points
BELOW
State Average

2018-19: ENGLISH LEARNER RECLASSIFICATION



10%

of Students
RECLASSIFIED



6%

Points BELOW
District Average



4%

Points BELOW
State Average

NOTE: THE DATA REFERENCED REFLECTS APPROXIMATE MEASURES OBTAINED FROM LOCAL AND STATE EDUCATION AGENCIES.



2018-19: SCHOOL PROFILE



GRADES SERVED	9 - 12
ENROLLMENT	1099
ENGLISH LEARNERS	212 / 19.3%
LOW INCOME	951 / 86.5%
FOSTER YOUTH	13 / 1.2%
HOMELESS	133 / 12.1%

2018-19: SCHOOL FINANCES



\$2,900,435

THIS REFLECTS THE APPROXIMATE AMOUNT OF FUNDS THAT **LOW INCOME, FOSTER YOUTH, AND ENGLISH LEARNER STUDENTS** FROM THIS SCHOOL SITE GENERATED FOR THE POMONA UNIFIED SCHOOL DISTRICT THROUGH THE STATE LOCAL CONTROL FUNDING FORMULA.

SCHOOL OF EXTENDED EDUCATION

2018-19: ENGLISH LANGUAGE ARTS



16%

of Students
MET State
Standard



84%

of Students
NOT at State
Standard



35%

Points
BELOW
State Average

2018-19: MATHEMATICS



1%

of Students
MET State
Standard



99%

of Students
NOT at State
Standard



38%

Points
BELOW
State Average

2018-19: ENGLISH LEARNER RECLASSIFICATION



9%

of Students
RECLASSIFIED



7%

Points BELOW
District Average



5%

Points BELOW
State Average

NOTE: THE DATA REFERENCED REFLECTS APPROXIMATE MEASURES OBTAINED FROM LOCAL AND STATE EDUCATION AGENCIES.



2018-19: SCHOOL PROFILE



GRADES SERVED	K - 12
ENROLLMENT	398
ENGLISH LEARNERS	79 / 20%
LOW INCOME	348 / 88%
FOSTER YOUTH	4 / 1%
HOMELESS	120 / 30.1%

2018-19: SCHOOL FINANCES



\$1,066,925

THIS REFLECTS THE APPROXIMATE AMOUNT OF FUNDS THAT **LOW INCOME, FOSTER YOUTH, AND ENGLISH LEARNER STUDENTS** FROM THIS SCHOOL SITE GENERATED FOR THE POMONA UNIFIED SCHOOL DISTRICT THROUGH THE STATE LOCAL CONTROL FUNDING FORMULA.

VILLAGE ACADEMY

2018-19: ENGLISH LANGUAGE ARTS



63%

of Students
MET State
Standard



37%

of Students
NOT at State
Standard



13%

Points
ABOVE
State Average

2018-19: MATHEMATICS



38%

of Students
MET State
Standard



62%

of Students
NOT at State
Standard



0%

SIMILAR TO
State Average

2018-19: ENGLISH LEARNER RECLASSIFICATION



17%

of Students
RECLASSIFIED



1%

Points ABOVE
District Average



3%

Points ABOVE
State Average

NOTE: THE DATA REFERENCED REFLECTS APPROXIMATE MEASURES OBTAINED FROM LOCAL AND STATE EDUCATION AGENCIES.



2018-19: SCHOOL PROFILE



GRADES SERVED	9 - 12
ENROLLMENT	362
ENGLISH LEARNERS	70 / 19.3%
LOW INCOME	328 / 90.6%
FOSTER YOUTH	4 / 1.1%
HOMELESS	56 / 15.5%

2018-19: SCHOOL FINANCES



\$969,672

THIS REFLECTS THE APPROXIMATE AMOUNT OF FUNDS THAT **LOW INCOME, FOSTER YOUTH, AND ENGLISH LEARNER STUDENTS** FROM THIS SCHOOL SITE GENERATED FOR THE POMONA UNIFIED SCHOOL DISTRICT THROUGH THE STATE LOCAL CONTROL FUNDING FORMULA.

THE CITY OF POMONA

CITY OF POMONA

A BUDGET COMPARISON:
MAYOR ROTHMAN 2016-2017 & MAYOR SANDOVAL 2018-2019

CITY REVENUE

ROTHMAN 2016-2017

\$93,511,899

SANDOVAL 2018-2019

\$102,701,164

OVERALL CITY REVENUE HAS INCREASED \$9,189,265 UNDER MAYOR SANDOVAL. REVENUE FROM FINES HAVE ALSO INCREASED, THE CITY HAS GENERATED A TOTAL OF \$2,310,480 IN FINES UNDER MAYOR SANDOVAL AND THIS REPRESENTS A \$408,480 INCREASE COMPARED TO REVENUE FROM FINES UNDER MAYOR ROTHMAN.

A SNAPSHOT OF CITY EXPENDITURES

ROTHMAN 2016-2017

VS.

SANDOVAL 2018-2019

APPROPRIATED
51% OF TOTAL BUDGET, TOTALING
\$51,259,951 MILLION



APPROPRIATED
51.5% OF TOTAL BUDGET, TOTALING
\$56,920,760 MILLION
(\$5,660,809 INCREASE)

APPROPRIATED
24% OF TOTAL BUDGET, TOTALING
\$24,189,909 MILLION



APPROPRIATED
24.4% OF TOTAL BUDGET, TOTALING
\$26,941,624 MILLION
(\$2,751,715 INCREASE)

APPROPRIATED
3% OF TOTAL BUDGET, TOTALING
\$3,030,920 MILLION



APPROPRIATED
3.1% OF TOTAL BUDGET, TOTALING
\$3,426,306 MILLION
(\$395,386 INCREASE)

LINE ITEM 4115 - SPECIAL YOUTH PROGRAMS (NEIGHBORHOOD SERVICES)

THE ONLY ALLOCATION INTENTIONALLY BUDGETED FOR YOUTH IN THE POMONA CITY BUDGET

APPROPRIATED 0.001% OF TOTAL BUDGET, TOTALING
\$131,773

APPROPRIATED 0.001% OF TOTAL BUDGET, TOTALING
\$175,403

APPROPRIATED
1% OF TOTAL BUDGET, TOTALING
\$1,071,303 MILLION



CITY ATTORNEY

APPROPRIATED
1% OF TOTAL BUDGET, TOTALING
\$1,490,303 MILLION
(\$419,000 INCREASE)

APPROPRIATED
0.009% OF TOTAL BUDGET, TOTALING
\$967,343 THOUSAND



LIBRARY

APPROPRIATED
0.009% OF TOTAL BUDGET, TOTALING
\$1,060,372 MILLION
(\$93,029 INCREASE)

THE POMONA HOUSING CRISIS



BY THE POMONA UNITED FOR STABLE HOUSING (PUSH) COALITION

OVER THE LAST TWO YEARS THE POMONA UNITED FOR STABLE HOUSING (PUSH) COALITION HAS LED EFFORTS TO BRING RENT CONTROL TO POMONA ALONG WITH ORGANIZING TENANTS TO IMPROVE LIVING CONDITIONS AT APARTMENT COMPLEXES. THESE EFFORTS ARE A DIRECT AND URGENT RESPONSE TO THE HOUSING CRISIS AFFECTING THE POMONA COMMUNITY.

47.4%

the percentage of
renter-occupied homes
in the city.

0

the number of active or
permanent policies
passed by city leaders
that protect tenants
and the amount of city
leaders that publicly
support rent control in
Pomona.

32.6%

the percentage of
renter-occupied homes
that pay 50% or more
of their income
towards rent.

**DEMAND
JUSTICE!**

TO JOIN US EMAIL:
STABILIZEHOUSING@GMAIL.COM

**WHY AREN'T CITY LEADERS
PRIORITIZING
AFFORDABLE *housing in* POMONA?**

DISMANTLING THE POMONA POLICE STATE

BY THE POLICE OVERSIGHT STARTS TODAY COALITION



SETTLEMENTS

OVER THE LAST TEN YEARS, THE POMONA POLICE DEPARTMENT HAS AGREED TO OVER 100 SETTLEMENTS TOTALING MORE THAN \$6 MILLION DOLLARS IN PAYOUTS.

PROFILING THE BLACK COMMUNITY

THE BLACK COMMUNITY REPRESENTS 6% OF THE CITY'S POPULATION BUT ACCOUNT FOR 20% OF TOTAL ARRESTS.

2016-2017

CIVILIAN COMPLAINTS

46 CIVILIAN COMPLAINTS WERE SUBMITTED FOR POLICE MISCONDUCT

- 11 CLAIMED CRIMES COMMITTED BY POLICE
- 14 CLAIMED USE OF FORCE BY POLICE

CIVILIAN OVERSIGHT

THE CITY OF POMONA AND POMONA POLICE DEPARTMENT CURRENTLY DO NOT HAVE A CIVILIAN POLICE OVERSIGHT COMMISSION, AND THEY DO NOT OFFER ANY INDEPENDENT PLATFORM FOR CIVILIANS TO MAKE COMPLAINTS AGAINST THE POLICE DEPARTMENT.



JUSTICE FOR CHRISTIAN AGUILAR

DEMAND JUSTICE!

TO JOIN US EMAIL:

POMONAPOLICEOVERSIGHT@GMAIL.ORG

NOTE: The following information was obtained from the US Department of Justice, media reports and testimonies from the Aguilar family and POST organizers.

BY THE POLICE OVERSIGHT STARTS TODAY (POST) COALITION

1



On September 16, 2015, Christian Aguilar, 16, was enjoying the LA County fair with his family at the Pomona Fairplex. While there, he decided to film the police, which is his right under SB 411. In retaliation, Pomona PD Cpl. Chad Jensen struck him twice in the face and threw him to the ground. At that point, other officers beat his legs with batons.

2



Christian suffered bodily injury in the assault, and was then falsely charged with assault on an officer. He was acquitted when the officers were forced to admit under oath that he never assaulted them.

3



For falsifying police reports, as well as for beating Christian, Jensen and his partner officer Prince Hutchinson were indicted by a Federal Grand Jury and charged with civil rights violations and obstruction of justice.

4



A single holdout on the jury prevented the conviction of the officers in federal court. In the retrial in January 2019, a jury ignored the video evidence and acquitted the two officers, effectively exonerating them.

5



Another member of the department, Lt. Michael Neaderbaomer, from Internal Affairs, made false statements to the FBI and attempted to cover up the assault by intimidating the family from filing a complaint. For these actions, he was indicted by a Federal Grand Jury and charged with obstruction of justice. He went to trial in early 2019, and even though he made false statements to the FBI the case ended in a mistrial. To date, Neaderbaomer has not been exonerated of all charges.


6



These officers received pay and benefits despite being on administrative leave. That is more than a half-million dollars, between three people! All three officers are back on the job. Additionally, taxpayers paid another half-million for the officers' misconduct to Christian's family, which not only is not justice, but displaces the responsibility to residents of Pomona.

Lastly, the Aguilar family filed a civilian complaint which the department found had merit in 2019.

IF POMONA PD FOUND MERIT IN THE COMPLAINT, WHY HAVE THEY NOT DISMISSED THESE OFFICERS?



LGBTQ+ IN OUR LIVES

57

The LGBTQ+ community is made up of people who either don't identify as straight or don't identify as the gender identity they were assigned at birth. LGBTQ+ folks have historically been discriminated against by the law and society. Even though it is 2019 and there have been great strides made, the LGBTQ+ community still faces struggles. We need to create a Pomona where our LGBTQ+ folks feel safe, seen, and respected!

The following information was obtained from the
HYPE Survey by the Pomona Students Union, Tri-City Mental Health, and University of Chicago.

24% of Pomona youth identify as LGBTQ+ or are questioning their gender or sexuality.

23% of Pomona LGBTQ+ youth say they express their sexuality/gender identity differently at home.

52% of Pomona youth say their family **doesn't** support the LGBTQ+ community.

Tri-City Mental Health Services offers **1** support group for LGBTQ+ adults and **1** support group for LGBTQ+ youth.

LGBTQ+ youth are **120% more likely** to experience homelessness than their non-LGBTQ+ counterparts.

LGBTQ+ youth are **6 times more likely** to experience depression than their non-LGBTQ+ counterparts.

ADDRESSING MENTAL HEALTH

A young woman with dark hair, wearing a white shirt and a dark scarf, is smiling warmly while holding a small, light-colored dog. The background is blurred, suggesting an indoor setting with other people. The overall mood is positive and comforting.

#Healthy Young People Evolving

by the Pomona Students Union

Mental health is our cognitive, behavioral, and emotional well-being. It is about how we feel and how we behave. The state that our mental health is at can impact how we cope with our day to day life. During their teens years, youth are more likely to experience mental health struggles due to pressures from school and other factors. The chances increase for that struggle when the young person is Latinx. This can cause teens to feel anxious or depressed if they don't receive support. Pomona needs to support their teens and their mental health by making sure they have accessible mental health resources both in and out of school. Statistics are provided by the Pomona Students Union's Healthy Young People Evolving 2018-19 Youth Participatory Action Research Project, which reached nearly 400 Pomona youth.

36%

of Pomona youth surveyed are not certain that they are healthy

50%


of Pomona youth surveyed feel like their school doesn't have adequate mental health services

38%

of Pomona youth surveyed rarely or never seek out support when they're having a hard time

34%

of Pomona youth surveyed reach out only to their friends to receive emotional support



IS POMONA ADDRESSING A SILENT CRISIS?

A SNAPSHOT OF TRI-CITY MENTAL HEALTH PROGRAMS BASED ON THEIR 2018-19 ANNUAL REPORT

The Children's Partnership and the California Immigrant Policy Center released The Healthy Mind, Healthy Future report in early 2019 in an effort to better understand the impact of racist and anti-immigration federal policies on the mental health of immigrant families. According to the report, since the 2016 election, the majority of immigrant parents said they have felt uncertain about the future, stress, fear, frustration, anxiety, and sadness more often than they did before the election. In addition, the majority of immigrant parents said their children have felt more uncertain about the future than ever.

TRI-CITY MENTAL HEALTH OFFER 20 PROGRAMS THROUGH THE MENTAL HEALTH SERVICES ACT (MHSA) FUNDING


 0

OF THE 20 PROGRAMS
FOCUS ON ADDRESSING
MIGRATION-RELATED
TRAUMA

0

OF THE 20 PROGRAMS
SPECIFICALLY TARGET
IMMIGRANTS OR SPANISH
SPEAKERS

CAN WE DO BETTER?


 0

OF THE 20 PROGRAMS
ARE SCHOOL BASED

4

OF THE 20 PROGRAMS
SPECIFICALLY TARGET
YOUTH

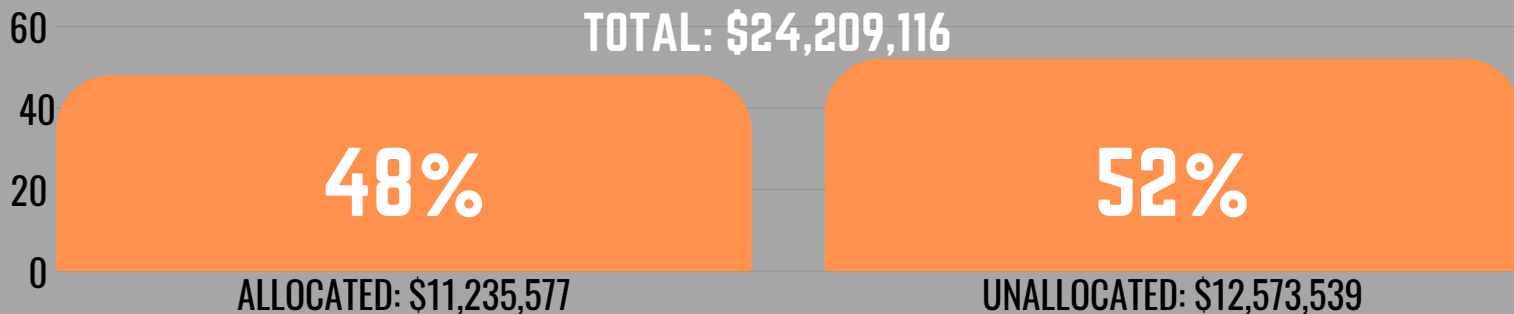
OUR MENTAL HEALTH RESOURCES

A SNAPSHOT OF MENTAL HEALTH SERVICE ACT (MHSA) FUNDING IN POMONA

THE MENTAL HEALTH SERVICES ACT (MHSA), ALSO KNOWN AS PROP 63, WAS APPROVED BY CALIFORNIA VOTERS IN NOVEMBER 2004 AND BECAME EFFECTIVE JANUARY 1, 2005. MHSA IS FUNDED BY A 1% TAX ON PERSONAL INCOMES ABOVE ONE MILLION DOLLARS AND DESIGNED TO EXPAND AND TRANSFORM CALIFORNIA'S PUBLIC MENTAL HEALTH SYSTEM. THE INFORMATION BELOW REFLECTS PLANNED SPENDING IN 2018-19 BY OUR LOCAL MENTAL HEALTH AGENCY, TRI-CITY MENTAL HEALTH.

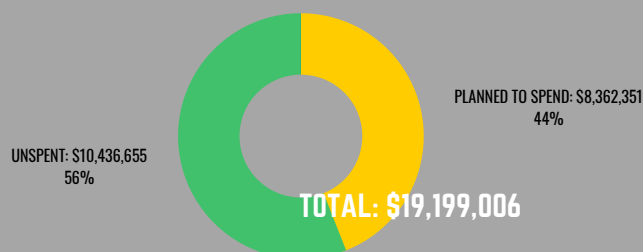
2018-19 TRI-CITY MHSA FUNDS

(ALL CHARTS INCLUDE UNSPENT FUNDS FROM PRIOR YEARS AND FUNDS RECEIVED FOR CURRENT YEAR)

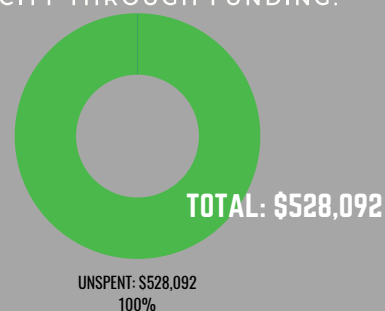


BY CATEGORY

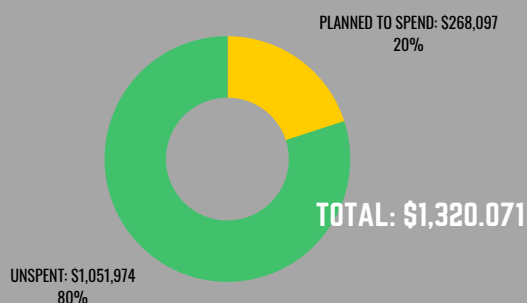
COMMUNITY SERVICES AND SUPPORTS
INVOLVES THE FUNDING OF DIRECT SERVICES TO INDIVIDUALS WITH SEVERE MENTAL ILLNESS.



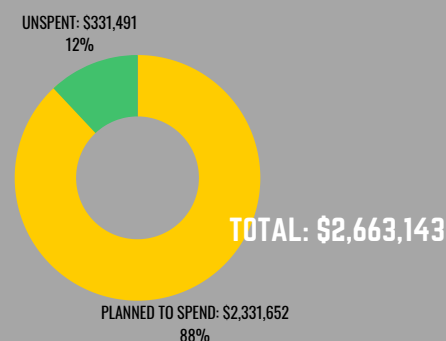
CAPITAL FACILITIES
MAKES PROVISION FOR BUILDING PROJECTS AND IMPROVEMENT OF MENTAL HEALTH SERVICES DELIVERY BY INCREASING TECHNOLOGICAL CAPACITY THROUGH FUNDING.



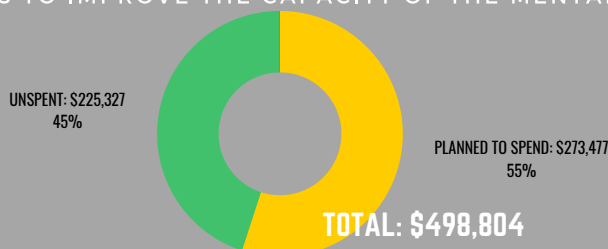
INNOVATION
INVOLVES THE FUNDING AND EVALUATION OF NEW APPROACHES TO INCREASE ACCESS TO UNDERSERVED COMMUNITIES, PROMOTION OF INTERAGENCY COLLABORATION, AND INCREASING THE OVERALL QUALITY OF MENTAL HEALTH SERVICES.



PREVENTION AND EARLY INTERVENTION
SERVES TO ALLOCATE INVESTMENT OF 20% OF THE MHSA FUNDING OF OUTREACH PROGRAMS FOR FAMILIES AND PROVIDERS TO RECOGNIZE EARLY SIGNS OF MENTAL ILLNESS.



WORK EDUCATION AND TRAINING
INCLUDES PROVIDING FUNDS TO IMPROVE THE CAPACITY OF THE MENTAL HEALTH WORKFORCE.



G

GENTE ORGANIZADA

Gente Organizada (Gente) is a community-led social action non-profit organization based in Pomona whose mission is to bring together generations to access, build, and wield their collective power to achieve educational, economic, and social justice in our communities.


Established in 2014, Gente focuses its efforts in improving conditions for youth, low-income families, and the immigrant community.

VISIT US

GENTE YOUTH CENTER
242 EAST 1ST STREET
POMONA, CA 91767

O

OUR SOCIAL ACTION GROUPS



EST. 2016

We empower Pomona young people to organize for a healthy environment that allows our future leaders to grow.

We organize to:

- Improve the Mental Health for Young People of Color
- Dismantle the School to Prison Pipeline
- Ensure More Government Funds are Allocated for Youth

MOVEMENT BUILDING

We collaborate with our partners to build community-led movements that address critical issues that impact the most vulnerable in our communities.

We are proud members of the following coalitions:

- Police Oversight Starts Today (POST)
- Pomona United for Stable Housing (PUSH)
- ICE Out of Pomona
- Parent Organizing Network (PON)



EST. 2014

We are parents that organize and advocate for students and parents in order to improve the academic performance of students and ensure the district and the city make decisions that put "children first."

We organize to:

- Improve Student Health and Wellness
- Create Economic Justice in School Funding through Participatory Budgeting
- Ensure the success of English Learners

THANK YOU TO OUR SPONSORS AND PARTNERS!

